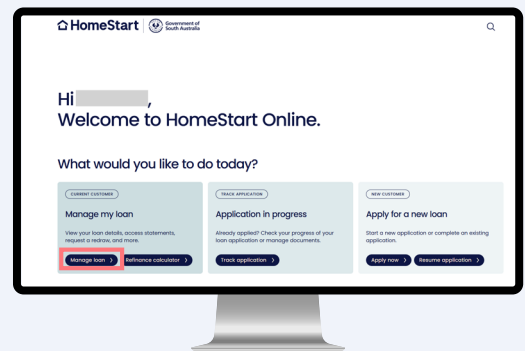


How to check your loan details and view statements

This document demonstrates how to navigate your HomeStart Online account to view and manage your loan information. This guide covers where to find loan details, such as interest rate, recent transactions and scheduled transfers, as well as how to view your statements.

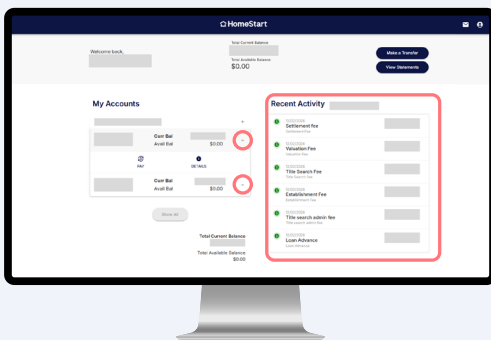
Step 1 - Log into your HomeStart Online account.

- Navigate to your dashboard by selecting the [Manage loan](#) button.



Step 2 - My Accounts

- Find [My Accounts](#) on the dashboard. Here you see all the loans you have with HomeStart. You will be able to get a quick overview of your loan numbers, current total balance and redraw balance.

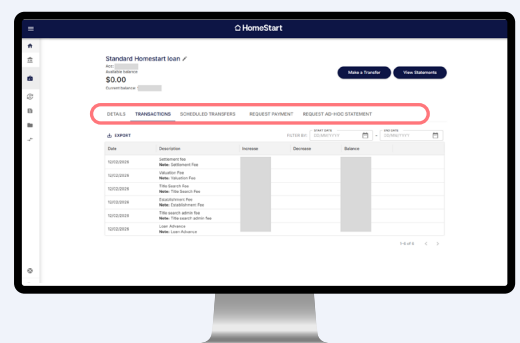
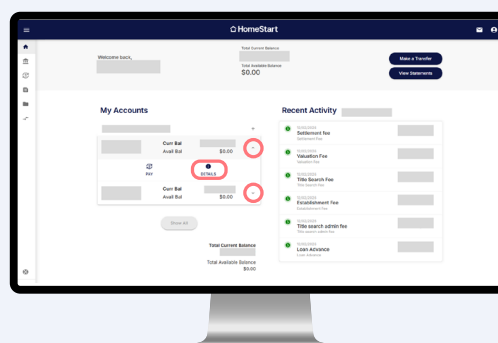


Step 3 - View recent activity

- To see an overview of recent activity for a loan, select the loan and details will appear on the right-hand side of the screen.

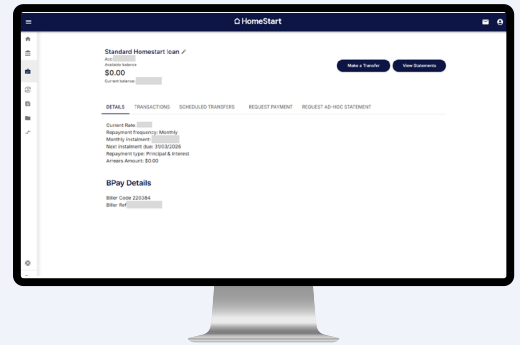
Step 4 - Loan details

- For more detailed information, click on the down arrow located next to the current loan balance.
- Select [Details](#).
- This will open a new page, which allows you to select from [Details](#), [Transactions](#), [Scheduled transfers](#) or [Request an ad-hoc statement](#).



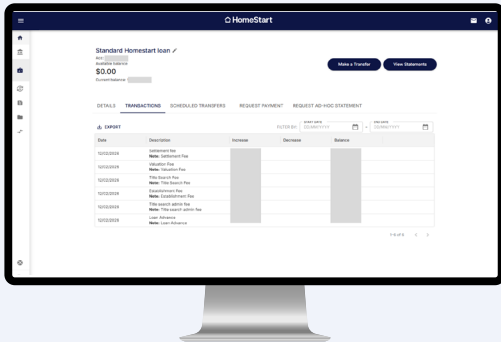
i. Details

- > Here you can see your current loan details, including interest rate, repayment frequency and amount, when your next instalment is due, arrears amount, and BPAY details.



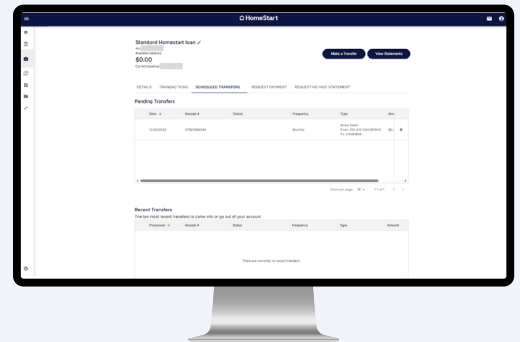
ii. Transactions

- > View all transactions for this loan.
- > Use the date options to filter transactions for the period you require.
- > You can download these transactions by pressing **Export** and selecting your preferred file format.



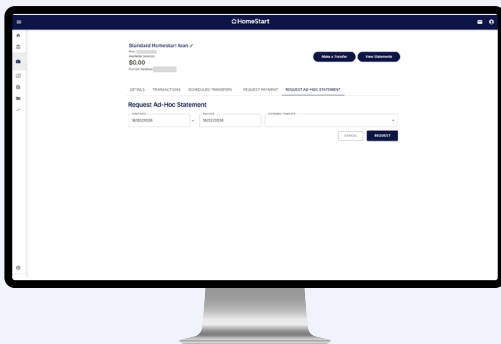
iii. Scheduled transfers

- > View your pending and most recent transfers.



iv. Request ad-hoc Statement

- > Enter the dates required to generate a statement for the requested time period.
- > You can download these transactions by pressing **Export** and selecting your preferred file format.



Step 5 – Statements

- > To view your six-monthly statements, select the **View Statements** button located at the top right of the dashboard.
- > Download the statement by selecting the down arrow on the right hand side of the screen.



Please note: Statements prior to June 2026 will not appear. To request a statement, send us a secure message on HomeStart Online or email us at myloan@homestart.com.au.

